

S/FTP Shielded CAT 7A Cable CMR



Standard

- IEC/ISO 61156-5
- ISO/IEC 11801

Application

- Suitable for structured premises cabling.
- For transmission of digital and analogue voice and data signals.
- Especially suitable for all Class FA applications.
- ISDN, Ethernet 10 Base-T, Fast Ethernet 100 Base-T, Gigabit Ethernet 1000Base-T, 10G Base-T. (IEEE 802.3).
- Token Ring 4/16Mbit/s, TP-PMD/TP/DDI 125Mbit/s, ATM 155Mbit/s. (IEEE 802.5).

Electrical Characteristics

- Impedance: 4 - 100MHz 100±15 (ohms).
100 - 200MHz 100±22 (ohms).
200 - 1000MHz 100±32 (ohms).
- Max. Conductor DC Resistance 20°C: 8.4(ohms/100m).
- Resistance unbalance (%): max 2.5.
- Pair-to-Ground Capacitance Unbalance: 330 (pF/100m).
- Transfer Impedance: Max 10 mohms/m@100MHz.
- Coupling Attenuation: Min 80 dB.
- Installation temperature: 0~50°C.
- Operation temperature: -20~60°C.

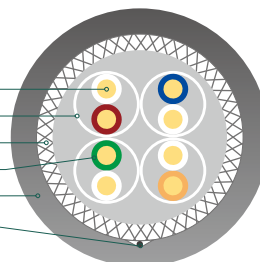
Nominal Transmission Characteristics

Frequency (MHz)	RL (min) (dB)	IL(max) (dB/100m)	Delay(max) Propagation (ns/100m)	Delay Skew (max) (ns/100m)	NEXT (min) (dB)	PSNEXT (min) (dB)	ELNEXT (min) (dB/100m)	PSELNEXT (min) (dB/100m)
4	23.0	3.7	552	25	78.0	75.0	78.0	75.0
8	24.5	5.2	547	25	78.0	75.0	77.2	74.2
10	25.0	5.8	545	25	78.0	75.0	75.3	72.3
16	25.0	7.3	543	25	78.0	75.0	71.2	68.2
20	25.0	8.2	542	25	78.0	75.0	69.3	66.3
25	24.3	9.2	541	25	78.0	75.0	67.3	64.3
31.25	23.6	10.3	540	25	78.0	75.0	65.4	62.4
62.5	21.5	14.6	539	25	75.5	72.5	59.4	56.4
100	20.1	18.5	538	25	72.4	69.4	55.3	52.3
200	18.0	26.5	537	25	67.9	64.9	49.3	46.3
250	17.3	29.7	536	25	66.4	63.4	47.3	44.3
300	17.3	32.7	536	25	65.2	62.2	45.8	42.8
400	17.3	38.0	536	25	63.4	60.4	43.3	40.3
500	17.3	42.8	536	25	61.9	58.9	41.3	38.3
600	17.3	47.1	535	25	60.7	57.7	39.7	36.7
700	na	51.1	535	25	59.7	56.7	na	na
800	na	54.9	535	25	58.9	55.9	na	na
900	na	58.5	535	25	58.1	55.1	na	na
1000	na	61.9	535	25	57.4	54.4	na	na

Note: The above transmission performance for the 100M, 20 ± 2°C under the conditions tested.

Conductor

- Al-mylar Foil
- Braid
- Insulation(skin-foam-skin)
- Jacket
- Rip Cord



Conductor

Conductor	Solid Bare Copper 23AWG
Insulation	PE(Skin-Foam-Skin)
Total number of insulated conductors	8, twisted in 4 pairs
Color code	blue x white, orange x white, green x white, brown x white
Individual pair shield	aluminum foil, providing 100% coverage, foil face out
Overall shield	Tinned copper braid
Drain wire	None

Order information

Item	Outer Jacket	Overall diameter(mm)
D285-R	CMR	8.3±0.3
D285-L	LSZH	8.3±0.3
D285-E	LDPE	8.3±0.3

S/FTP Shielded CAT 7 Siamese Cable CMR



Standard

- IEC/ISO 61156-5
- ISO/IEC 11801

Application

- Suitable for structured premises cabling.
- For transmission of digital and analogue voice and data signals.
- Especially suitable for all Class F applications.
- ISDN, Ethernet 10 Base-T, Fast Ethernet 100 Base-T, Gigabit Ethernet 1000Base-T, 10G Base-T. (IEEE 802.3).
- Token Ring 4/16Mbit/s, TP-PMD/TP/DDI 125Mbit/s, ATM 155Mbit/s. (IEEE 802.5).

Electrical Characteristics

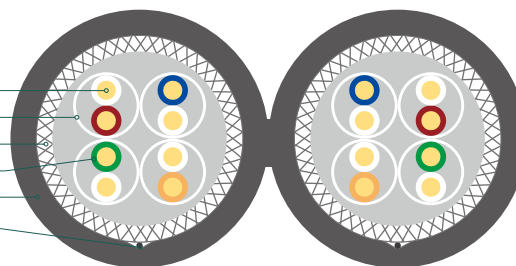
- Impedance: 4 - 100MHz 100±15 (ohms).
100 - 200MHz 100±22 (ohms).
200 - 600MHz 100±32 (ohms).
- Max. Conductor DC Resistance 20°C: 8.4(ohms/100m).
- Resistance unbalance (%): max 2.5.
- Pair-to-Ground Capacitance Unbalance: 330 (pF/100m).
- Transfer Impedance: Max 10 mohms/m@100MHz.
- Coupling Attenuation: Min 80 dB.
- Installation temperature: 0~50°C.
- Operation temperature: -20~60°C.

Nominal Transmission Characteristics

Frequency	RL (min)	IL(max)	Delay(max) Propagation	Delay Skew (max)	NEXT (min)	PSNEXT (min)	ELNEXT (min)	PSELNEXT (min)
(MHz)	(dB)	(dB/100m)	(ns/100m)	(ns/100m)	(dB)	(dB)	(dB/100m)	(dB/100m)
4	23.0	3.7	552	25	78.0	75.0	78.0	75.0
8	24.5	5.2	547	25	78.0	75.0	77.2	74.2
10	25.0	5.9	545	25	78.0	75.0	75.3	72.3
16	25.0	7.4	543	25	78.0	75.0	71.2	68.2
20	25.0	8.3	542	25	78.0	75.0	69.3	66.3
25	24.3	9.3	541	25	78.0	75.0	67.3	64.3
31.25	23.6	10.4	540	25	78.0	75.0	65.4	62.4
62.5	21.5	14.9	539	25	75.5	72.5	59.4	56.4
100	20.1	19.0	538	25	72.4	69.4	55.3	52.3
200	18.0	27.5	537	25	67.9	64.9	49.3	46.3
250	17.3	31.0	536	25	66.4	63.4	47.3	44.3
300	17.3	34.2	536	25	65.2	62.2	45.8	42.8
400	17.3	40.0	536	25	63.4	60.4	43.3	40.3
500	17.3	45.3	536	25	61.9	58.9	41.3	38.3
600	17.3	50.1	535	25	60.7	57.7	39.7	36.7

Note: The above transmission performance for the 100M, 20 ± 2°C under the conditions tested.

Conductor
Al-mylar Foil
Braid
Insulation(skin-foam-skin)
Jacket
Rip Cord



Conductor

Conductor	Solid Bare Copper 23AWG
Insulation	PE(Skin-Foam-Skin)
Total number of insulated conductors	8, twisted in 4 pairs
Color code	blue x white, orange x white, green x white, brown x white
Individual pair shield	aluminum foil, providing 100% coverage, foil face out
Overall shield	Tinned copper braid
Drain wire	None

Order information

Item	Outer Jacket	Overall diameter(mm)
D275-R	CMR	(8.5+8.5)±0.3
D275-L	LSZH	(8.5+8.5)±0.3
D275-E	LDPE	(8.5+8.5)±0.3

S/FTP Shielded CAT 7 Cable CMR



Standard

- IEC/ISO 61156-5
- ISO/IEC 11801

Application

- Suitable for structured premises cabling.
- For transmission of digital and analogue voice and data signals.
- Especially suitable for all Class F applications.
- ISDN, Ethernet 10 Base-T, Fast Ethernet 100 Base-T, Gigabit Ethernet 1000Base-T, 10G Base-T. (IEEE 802.3).
- Token Ring 4/16Mbit/s, TP-PMD/TP/DDI 125Mbit/s, ATM 155Mbit/s. (IEEE 802.5).

Electrical Characteristics

- Impedance: 4 - 100MHz 100±15 (ohms).
100 - 200MHz 100±22 (ohms).
200 - 600MHz 100±32 (ohms).
- Max. Conductor DC Resistance 20°C: 8.4(ohms/100m).
- Resistance unbalance (%): max 2.5.
- Pair-to-Ground Capacitance Unbalance: 330 (pF/100m).
- Transfer Impedance: Max 10 mohms/m@100MHz.
- Coupling Attenuation: Min 80 dB.
- Installation temperature: 0~50°C.
- Operation temperature: -20~60°C.

Nominal Transmission Characteristics

Frequency (MHz)	RL (min) (dB)	IL(max) (dB/100m)	Delay(max) Propagation (ns/100m)	Delay Skew (max) (ns/100m)	NEXT (min) (dB)	PSNEXT (min) (dB)	ELNEXT (min) (dB/100m)	PSELNEXT (min) (dB/100m)
4	23.0	3.7	552	25	78.0	75.0	78.0	75.0
8	24.5	5.2	547	25	78.0	75.0	77.2	74.2
10	25.0	5.9	545	25	78.0	75.0	75.3	72.3
16	25.0	7.4	543	25	78.0	75.0	71.2	68.2
20	25.0	8.3	542	25	78.0	75.0	69.3	66.3
25	24.3	9.3	541	25	78.0	75.0	67.3	64.3
31.25	23.6	10.4	540	25	78.0	75.0	65.4	62.4
62.5	21.5	14.9	539	25	75.5	72.5	59.4	56.4
100	20.1	19.0	538	25	72.4	69.4	55.3	52.3
200	18.0	27.5	537	25	67.9	64.9	49.3	46.3
250	17.3	31.0	536	25	66.4	63.4	47.3	44.3
300	17.3	34.2	536	25	65.2	62.2	45.8	42.8
400	17.3	40.0	536	25	63.4	60.4	43.3	40.3
500	17.3	45.3	536	25	61.9	58.9	41.3	38.3
600	17.3	50.1	535	25	60.7	57.7	39.7	36.7

Note: The above transmission performance for the 100M, 20 ± 2°C under the conditions tested.

Conductor

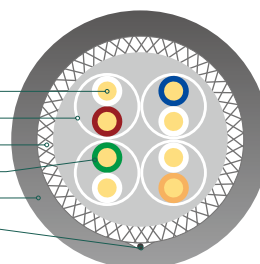
Al-mylar Foil

Braid

Insulation(skin-foam-skin)

Jacket

Rip Cord



Conductor

Conductor	Solid Bare Copper 23AWG
Insulation	PE(Skin-Foam-Skin)
Total number of insulated conductors	8, twisted in 4 pairs
Color code	blue x white, orange x white, green x white, brown x white
Individual pair shield	aluminum foil, providing 100% coverage, foil face out
Overall shield	Tinned copper braid
Drain wire	None

Order information

Item	Outer Jacket	Overall diameter(mm)
D195-R	CMR	8.3±0.3
D195-L	LSZH	8.3±0.3
D195-E	LDPE	8.3±0.3

S/FTP Shielded CAT 6A Cable CM CMR



Standard

- IEC/ISO 61156-5
- ANSI/TIA568C.2
- ISO/IEC 11801

Application

- Suitable for structured premises cabling.
- For transmission of digital and analogue voice and data signals.
- Especially suitable for all Class EA applications.
- ISDN, Ethernet 10 Base-T, Fast Ethernet 100 Base-T, Gigabit Ethernet 1000Base-T, 10G Base-T. (IEEE 802.3).
- Token Ring 4/16Mbit/s, TP-PMD/TP/DDI 125Mbit/s, ATM 155Mbit/s. (IEEE 802.5).

Electrical Characteristics

- Impedance: 4 - 100MHz 100±15 (ohms).
100 - 200MHz 100±22 (ohms).
200 - 500MHz 100±32 (ohms).
- Max. Conductor DC Resistance 20°C: 8.7(ohms/100m).
- Resistance unbalance (%): max 2.5.
- Pair-to-Ground Capacitance Unbalance 330 (pF/100m).
- Transfer Impedance: Max 10 mohms/m@100MHz.
- Coupling Attenuation: Min 80 dB.
- Installation temperature: 0~50°C.
- Operation temperature: -20~60°C.

Nominal Transmission Characteristics

Frequency (MHz)	RL (min) (dB)	IL(max) (dB/100m)	Delay(max) Propagation (ns/100m)	Delay Skew (max) (ns/100m)	NEXT (min) (dB)	PSNEXT (min) (dB)	ACR-F (min) (dB/100m)	PSACR-F (min) (dB/100m)
1	20.0	2.1	570	45	74.3	72.3	67.8	64.8
4	23.0	3.8	552	45	65.3	63.3	55.8	52.8
10	25.0	5.9	545	45	59.3	57.3	47.8	44.7
16	25.0	7.5	543	45	56.2	54.2	43.7	40.7
20	25.0	8.4	542	45	54.8	52.8	41.8	38.8
31.25	23.6	10.5	540	45	51.9	49.9	37.9	34.9
62.5	21.5	15.0	539	45	47.4	45.4	31.9	28.9
100	20.1	19.1	538	45	44.3	42.3	27.8	24.8
200	18.0	27.6	537	45	39.8	37.8	21.8	18.8
300	17.3	34.3	536	45	37.1	35.1	18.3	15.3
400	17.3	40.1	536	45	35.3	33.3	15.8	12.8
500	17.3	45.3	536	45	33.8	31.8	13.8	10.8

Note: The above transmission performance for the 100M, 20 ± 2°C under the conditions tested.

Conductor

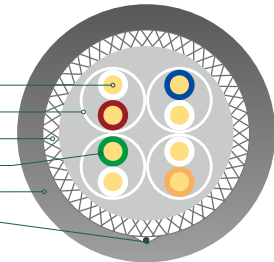
Al-mylar Foil

Braid

Insulation(skin-foam-skin)

Jacket

Rip Cord



Conductor

Conductor	Solid Bare Copper 23AWG
Insulation	PE(Skin-Foam-Skin)
Total number of insulated conductors	8, twisted in 4 pairs
Color code	blue x white, orange x white, green x white, brown x white
Individual pair shield	aluminum foil, providing 100% coverage, foil face out
Overall shield	Tinned copper braid
Drain wire	None

Order information

Item	Outer Jacket	Overall diameter(mm)
D175-C	CM	8.3±0.3
D175-R	CMR	8.3±0.3
D175-L	LSZH	8.3±0.3
D175-E	LDPE	8.3±0.3

F/FTP Shielded CAT6A Cable CM CMR



Standard

- IEC/ISO 61156-5
- ANSI/TIA568C.2
- ISO/IEC 11801

Application

- Suitable for structured premises cabling.
- For transmission of digital and analogue voice and data signals.
- Especially suitable for all Class EA applications.
- ISDN, Ethernet 10 Base-T, Fast Ethernet 100 Base-T, Gigabit Ethernet 1000Base-T, 10G Base-T. (IEEE 802.3).
- Token Ring 4/16Mbit/s, TP-PMD/TP/DDI 125Mbit/s, ATM 155Mbit/s. (IEEE 802.5).

Electrical Characteristics

- Impedance: 4 - 100MHz 100±15 (ohms).
100 - 200MHz 100±22 (ohms).
200 - 500MHz 100±32 (ohms).
- Max. Conductor DC Resistance 20°C: 8.7 (ohms/100m).
- Resistance unbalance (%): max 2.5.
- Pair-to-Ground Capacitance Unbalance 330 (pF/100m).
- Transfer Impedance: Max 10 mohms/m @ 100MHz.
- Installation temperature: 0~50°C.
- Operation temperature: -20~60°C.

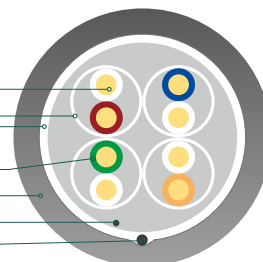
Nominal Transmission Characteristics

Frequency (MHz)	RL (min) (dB)	IL(max) (dB/100m)	Delay(max) Propagation (ns/100m)	Delay Skew (max) (ns/100m)	NEXT (min) (dB)	PSNEXT (min) (dB)	ACR-F (min) (dB/100m)	PSACR-F (min) (dB/100m)
1	20.0	2.1	570	45	74.3	72.3	67.8	64.8
4	23.0	3.8	552	45	65.3	63.3	55.8	52.8
10	25.0	5.9	545	45	59.3	57.3	47.8	44.8
16	25.0	7.5	543	45	56.2	54.2	43.7	40.7
20	25.0	8.4	542	45	54.8	52.8	41.8	38.8
31.25	23.6	10.5	540	45	51.9	49.9	37.9	34.9
62.5	21.5	15.0	539	45	47.4	45.4	31.9	28.9
100	20.1	19.1	538	45	44.3	42.3	27.8	24.8
200	18.0	27.6	537	45	39.8	37.8	21.8	18.8
300	17.3	34.3	536	45	37.1	35.1	18.3	15.3
400	17.3	40.1	536	45	35.3	33.3	15.8	12.8
500	17.3	45.3	536	45	33.8	31.8	13.8	10.8

Note: The above transmission performance for the 100M, 20 ± 2°C under the conditions tested.

Conductor
Al-mylar Foil

Insulation (skin-foam-skin)
Jacket
Drain Wire
Rip Cord



Conductor

Conductor	Solid Bare Copper 23AWG
Insulation	PE (Skin-Foam-Skin)
Total number of insulated conductors	8, twisted in 4 pairs
Color code	blue x white, orange x white, green x white, brown x white
Individual pair shield	aluminum foil, providing 100% coverage, foil face out
Overall shield	Tinned copper braid
Drain wire	Tinned copper

Order information

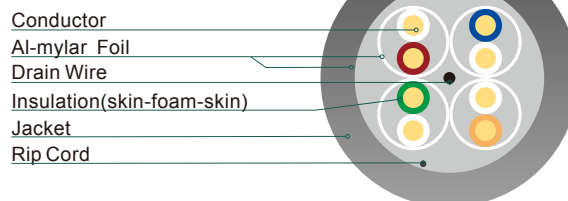
Item	Outer Jacket	Overall diameter (mm)
D245-C	CM	8.0±0.3
D245-R	CMR	8.0±0.3
D245-L	LSZH	8.0±0.3
D245-E	LDPE	8.0±0.3

U/FTP Shielded CAT6A Cable CM CMR



Standard

- IEC/ISO 61156-5
- ANSI/TIA568C.2
- ISO/IEC 11801



Application

- Suitable for structured premises cabling.
- For transmission of digital and analogue voice and data signals.
- Especially suitable for all Class EA applications. ISDN, Ethernet 10 Base-T, Fast Ethernet 100 Base-T, Gigabit Ethernet 1000Base-T, 10G Base-T. (IEEE 802.3).
- Token Ring 4/16Mbit/s, TP-PMD/TP/DDI 125Mbit/s, ATM 155Mbit/s. (IEEE 802.5).

Conductor

Conductor	Solid Bare Copper 23AWG
Insulation	PE(Skin-Foam-Skin)
Total number of insulated conductors	8, twisted in 4 pairs
Color code	blue x white, orange x white, green x white, brown x white
Individual pair shield	aluminum foil, providing 100% coverage, foil face out
Overall shield	0.40±0.005mm TC
Drain wire	None

Electrical Characteristics

- Impedance: 4 - 100MHz 100±15 (ohms).
100 - 200MHz 100±22 (ohms).
200 - 500MHz 100±32 (ohms).
- Max. Conductor DC Resistance 20°C: 8.7(ohms/100m).
- Resistance unbalance (%): max 2.5.
- Pair-to-Ground Capacitance Unbalance 330 (pF/100m).
- Transfer Impedance: Max 10 mohms/m@100MHz.
- Installation temperature: 0~50°C.
- Operation temperature: -20~60°C.

Order information

Item	Outer Jacket	Overall diameter(mm)
D255-C	CM	8.0±0.3
D255-R	CMR	8.0±0.3
D255-L	LSZH	8.0±0.3
D255-E	LDPE	8.0±0.3

Nominal Transmission Characteristics

Frequency (MHz)	RL (min) (dB)	IL(max) (dB/100m)	Delay(max) Propagation (ns/100m)	Delay Skew (max) (ns/100m)	NEXT (min) (dB)	PSNEXT (min) (dB)	ACR-F (min) (dB/100m)	PSACR-F (min) (dB/100m)
1	20.0	2.1	570	45	74.3	72.3	67.8	64.8
4	23.0	3.8	552	45	65.3	63.3	55.8	52.8
10	25.0	5.9	545	45	59.3	57.3	47.8	44.8
16	25.0	7.5	543	45	56.2	54.2	43.7	40.7
20	25.0	8.4	542	45	54.8	52.8	41.8	38.8
31.25	23.6	10.5	540	45	51.9	49.9	37.9	34.9
62.5	21.5	15.0	539	45	47.4	45.4	31.9	28.9
100	20.1	19.1	538	45	44.3	42.3	27.8	24.8
200	18.0	27.6	537	45	39.8	37.8	21.8	18.8
300	17.3	34.3	536	45	37.1	35.1	18.3	15.3
400	17.3	40.1	536	45	35.3	33.3	15.8	12.8
500	17.3	45.3	536	45	33.8	31.8	13.8	10.8

Note: The above transmission performance for the 100M, 20 ± 2°C under the conditions tested.

F/UTP Shielded CAT6A Twisted Pair Installation Cable



Standard

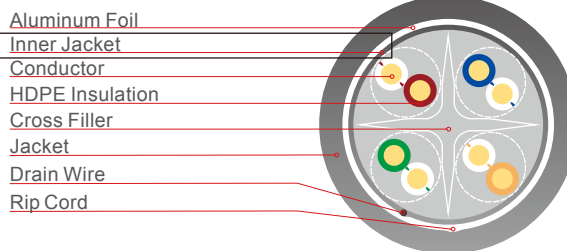
- IEC/ISO 61156-5
- ANSI/TIA568C.2
- ISO/IEC 11801

Application

- Suitable for structured premises cabling.
- For transmission of digital and analogue voice and data signals.
- Especially suitable for all Class EA applications.
- ISDN, Ethernet 10 Base-T, Fast Ethernet 100 Base-T, Gigabit Ethernet 1000Base-T, 10G Base-T. (IEEE 802.3).
- Token Ring 4/16Mbit/s, TP-PMD/TP/DDI 125Mbit/s, ATM 155Mbit/s. (IEEE 802.5).

Electrical Characteristics

- Impedance: 4 - 100MHz 100±15 (ohms) .
100 - 200MHz 100±22 (ohms).
200 - 500MHz 100±32 (ohms).
- Max. Conductor DC Resistance 20°C: 8.4(ohms/100m).
- Resistance unbalance (%): max 2.5.
- Pair-to-Ground Capacitance Unbalance 330 (pF/100m).
- Transfer Impedance: Max 10 mohms/m@100MHz.
- Installation temperature: 0~50°C.
- Operation temperature: -20~60°C.



Conductor

Conductor	Solid Bare Copper 23AWG
Insulation	HDPE
Total number of insulated conductors	8, twisted in 4 pairs
Color code	blue x white, orange x white, green x white, brown x white
Individual pair shield	None
Overall shield	Aluminum foil, providing 100% coverage, foil face out.
Drain wire	Tinned copper

Order information

Item	Outer Jacket	Overall diameter(mm)
D305-C	CM	7.6±0.3
D305-R	CMR	7.6±0.3
D305-L	LSZH	7.6±0.3
D305-E	LDPE	7.6±0.3

Nominal Transmission Characteristics

Frequency (MHz)	RL (min) (dB)	IL(max) (dB/100m)	DOP(max) (ns/100m)	Delay Skew (max) (ns/100m)	NEXT (min) (dB)	PSNEXT (min) (dB)	ACR-F (min) (dB/100m)	PSACR-F (min) (dB/100m)
1	20.0	2.1	570	45	74.3	72.3	67.8	64.8
4	23.0	3.8	552	45	65.3	63.3	55.8	52.8
10	25.0	6.0	545.4	45	59.3	57.3	47.8	44.8
16	25.0	7.6	543	45	56.2	54.2	43.7	40.7
20	25.0	8.5	542.1	45	54.8	52.8	41.8	38.8
31.25	25.0	10.7	540.4	45	51.9	49.9	37.9	34.9
62.5	21.5	15.4	538.6	45	47.4	45.4	31.9	28.9
100	20.1	19.8	537.6	45	44.3	42.3	27.8	24.8
200	18.0	29.0	536.1	45	39.8	37.8	21.8	18.8
300	17.3	36.4	536.1	45	37.1	35.1	18.3	15.3
400	17.3	43.0	535.8	45	35.3	33.3	15.8	12.8
500	17.3	45.3	535.6	45	33.8	31.8	13.8	10.8

Note: The above transmission performance for the 100M, 20 ± 2°C under the conditions tested.

U/UTP unshielded CAT6A Cable CM CMR CMP

Application

- Meets or exceeds requirements of ANSI/TIA-568-C.2 Category 6 and ISO 11801 2nd Edition Class EA channel standards.
- Meets or exceeds requirements of ANSI/TIA-568-C.2 and IEC 61156-5 Category 6A component standards.
- Meets requirements of IEEE 802.3af and IEEE 802.3at for PoE applications.
- Third party tested to comply with ANSI/TIA/EIA-568-C.2.
- Descending length cable markings enable easy identification of remaining cable which reduces installation time and cable scrap.
- Color Availability: Additional cable colors available.

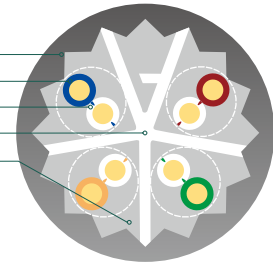
Jacket

Copper Conductor

HDPE Insulation

Cross Filler

Rip Cord



Conductor

Conductor	Solid Bare Copper 23AWG
Insulation	HDPE
Total number of insulated conductors	8, twisted in 4 pairs
Color code	White-Blue/Blue, White-Orange/Orange White-Green/Green, White-Brown/Brown
Individual pair shield	None
Overall shield	None
Drain wire	None

Electrical Characteristics

- Impedance: 1-250MHz 100±15(Ohms).
- Rated Temperature: 75°C.
- DC Resistance Unbalance(%): Max 2.5.
- DC Resistance 20°C: 8.4(Ohms/100m).
- Pair-to-Ground Capacitance Unbalance: 330(pF/100M).
- Insulation Resistance: >5000MΩ*Km.
- Dielectric strength: DC 2500V 2S.

Order information

Item	Outer Jacket	Overall diameter(mm)
D295-P	CMP	7.5±0.2
D295-C	CM	7.5±0.2
D295-R	CMR	7.5±0.2
D295-L	LSZH	7.5±0.2
D295-E	LDPE	7.5±0.2

Nominal Transmission Characteristics

Frequency (MHz)	RL (min) (dB)	IL(max) (dB/100m)	DOP(max) (ns/100m)	Delay Skew (max) (ns/100m)	NEXT (min) (dB)	PSNEXT (min) (dB)	ACR-F (min) (dB/100m)	PSACR-F (min) (dB/100m)	PS ANEXT (min) (dB)	PS AACR-F (min) (dB/100m)
1	20.0	2.1	570	45	74.3	72.3	67.8	64.8	67.0	67.0
4	23.0	3.8	552	45	65.3	63.3	55.8	52.8	67.0	66.2
10	25.0	6.0	545.4	45	59.3	57.3	47.8	44.8	67.0	60.1
16	25.0	7.6	543	45	56.2	54.2	43.7	40.7	67.0	52.2
20	25.0	8.5	542.1	45	54.8	52.8	41.8	38.8	67.0	48.3
31.25	25.0	10.7	540.4	45	51.9	49.9	37.9	34.9	67.0	42.3
62.5	21.5	15.4	538.6	45	47.4	45.4	31.9	28.9	65.6	38.2
100	20.1	19.8	537.6	45	44.3	42.3	27.8	24.8	62.5	32.2
200	18.0	29.0	536.1	45	39.8	37.8	21.8	18.8	58.0	30.2
300	17.3	36.4	536.1	45	37.1	35.1	18.3	15.3	55.3	28.7
400	17.3	43.0	535.8	45	35.3	33.3	15.8	12.8	53.5	26.2
500	17.3	45.3	535.6	45	33.8	31.8	13.8	10.8	52.0	24.2

Note: The above transmission performance for the 100M, 20 ± 2°C under the conditions tested.

U/UTP unshielded CAT6 Cable CM CMR CMP



Application

- Meets or exceeds requirements of ANSI/TIA-568-C.2 Category 6 and ISO 11801 2nd Edition Class E channel standards.
- Meets or exceeds requirements of ANSI/TIA-568-C.2 and IEC 61156-5 Category 6 component standards.
- Meets requirements of IEEE 802.3af and IEEE 802.3at for PoE applications.
- Third party tested to comply with ANSI/TIA/EIA-568-C.2.
- Descending length cable markings enable easy identification of remaining cable which reduces installation time and cable scrap.
- Color Availability: Additional cable colors available.

Electrical Characteristics

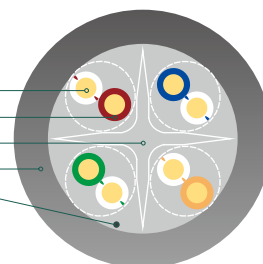
- Impedance: 1-250MHz 100±15(Ohms).
- Rated Temperature: 75°C.
- DC Resistance Unbalance(%): Max 2.5.
- DC Resistance 20°C: 8.4(Ohms/100m).
- Pair-to-Ground Capacitance Unbalance: 330(pF/100M).
- Insulation Resistance: >5000MΩ*Km.
- Dielectric strength: DC 2500V 2S.

Nominal Transmission Characteristics

Frequency (MH)z	RL (min) (dB)	IL(max) (dB/100m)	DOP(max) (ns/100m)	Delay Skew (max) (ns/100m)	NEXT (min) (dB)	PSNEXT (min) (dB)	ACR-F (min) (dB/100m)	PSACR-F (min) (dB/100m)
1	20.0	2	570	45	74	72	67.8	64.8
4	23.0	3.8	552	45	65	63	55.7	52.7
10	25.0	6.0	545	45	59	57	47.8	44.8
16	25.0	7.6	543	45	56	54	43.7	40.7
20	25.0	8.5	542	45	55	53	41.7	38.7
31.25	23.6	10.7	540	45	52	50	37.9	34.9
62.5	21.5	15.4	538	45	47	45	31.8	28.8
100	20.1	19.8	537	45	44.3	42.3	27.8	24.8
200	18.0	29.0	536	45	39.7	37.7	21.7	18.7
250	17.3	32.8	535	45	38	36	19.8	16.8

Note: The above transmission performance for the 100M, 20 ± 2°C under the conditions tested.

- Conductor
- HDPE Insulation
- Cross Filler
- Jacket
- Rip Cord



Conductor

Conductor	Solid Bare Copper 23AWG
Insulation	HDPE
Total number of insulated conductors	8, twisted in 4 pairs
Color code	White-Blue/Blue, White-Orange/Orange White-Green/Green, White-Brown/Brown
Individual pair shield	None
Overall shield	None
Drain wire	None

Order information

Item	Outer Jacket	Overall diameter(mm)
D165-P	CMP	6.4±0.2
D165-X	CMX	6.4±0.2
D165-C	CM	6.4±0.2
D165-R	CMR	6.4±0.2
D165-L	LSZH	6.4±0.2
D165-E	LDPE	6.4±0.2

F/UTP shielded CAT6 Twisted Cable CM CMR

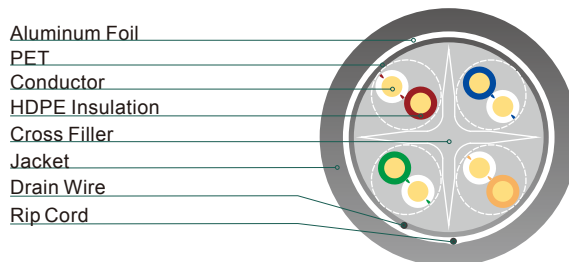


Application

- Exceeds ANSI/TIA-568-C.2 and ISO 11801 2nd Edition Class E Category 6 channel standards.
- Exceeds requirements of ANSI/TIA-568-C.2 and IEC 61156-5 Category 6 component standards.
- Meets IEEE 802.3af and IEEE 802.3at for PoE applications.
- Foil shield reduces ingress of EMI interference to ensure cable performance at high frequency levels.
- Descending length cable markings enable easy identification of remaining cable which reduces installation time and cable scrap.
- Color Availability: Additional cable colors available.

Electrical Characteristics

- Impedance: 1-250MHz 100±15(Ohms).
- Rated Temperature: 75°C.
- DC Resistance Unbalance(%): Max 2.5.
- DC Resistance 20°C: 8.4(Ohms/100m).
- Pair-to-Ground Capacitance Unbalance: 330(pF/100M).
- Insulation Resistance: >5000MΩ*Km.
- Dielectric strength: DC 2500V 2S.



Conductor	Solid Bare Copper 23AWG
Insulation	HDPE
Total number of insulated conductors	8, twisted in 4 pairs
Color code	White-Blue/Blue, White-Orange/Orange White-Green/Green, White-Brown/Brown
Individual pair shield	None
Overall shield	Aluminum foil, providing 100% coverage, foil face out.
Drain wire	Tinned copper

Order information

Item	Outer Jacket	Overall diameter(mm)
D175-P	CMX	7.6±0.2
D175-C	CM	7.6±0.2
D175-R	CMR	7.6±0.2
D175-L	LSZH	7.6±0.2
D175-E	LDPE	7.6±0.2

Nominal Transmission Characteristics

Frequency (MHz)	RL (min) (dB)	IL(max) (dB/100m)	DOP(max) (ns/100m)	Delay Skew (max) (ns/100m)	NEXT (min) (dB)	PSNEXT (min) (dB)	ACR-F (min) (dB/100m)	PSACR-F (min) (dB/100m)
1	20.0	2	570	45	74	72	67.8	64.8
4	23.0	3.8	552	45	65	63	55.7	52.7
10	25.0	6.0	545	45	59	57	47.8	44.8
16	25.0	7.6	543	45	56	54	43.7	40.7
20	25.0	8.5	542	45	55	53	41.7	38.7
31.25	23.6	10.7	540	45	52	50	37.9	34.9
62.5	21.5	15.4	538	45	47	45	31.8	28.8
100	20.1	19.8	537	45	44.3	42.3	27.8	24.8
200	18.0	29.0	536	45	39.7	37.7	21.7	18.7
250	17.3	32.8	535	45	38	36	19.8	16.8

Note: The above transmission performance for the 100M, 20 ± 2°C under the conditions tested.

U/UTP unshielded CAT5e Cable CMX CM CMR CMP



Application

- Meets or exceeds requirements of ANSI/TIA-568-C.2 Category 5e and ISO 11801 2nd Edition Class D channel standards.
- Meets or exceeds requirements of ANSI/TIA-568-C.2 and IEC 61156-5 Category 5e component standards.
- Third party tested to Category 5e channel compliance.
- Meets requirements of IEEE 802.3af and IEEE 802.3at for PoE applications.
- Descending length cable markings enable easy identification of remaining cable which reduces installation time and cable scrap.
- Color Availability: Additional cable colors available.

Electrical Characteristics

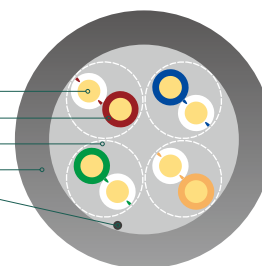
- Impedance: 1-100MHz 100±15(Ohms).
- Rated Temperature: 75°C.
- DC Resistance Unbalance(%): Max 2.5.
- DC Resistance 20°C: 9.5(Ohms/100m).
- Pair-to-Ground Capacitance Unbalance: 330(pF/100M).
- Insulation Resistance: >5000MΩ*Km.
- Dielectric strength: DC 2500V 2S.

Nominal Transmission Characteristics

Frequency (MHz)	RL (min) (dB)	IL(max) (dB/100m)	DOP(max) (ns/100m)	Delay Skew (max) (ns/100m)	NEXT (min) (dB)	PSNEXT (min) (dB)	ACR-F (min) (dB/100m)	PSACR-F (min) (dB/100m)
1	20.0	2.2	570	45	65	62	61	61
4	23.0	4.2	552	45	56	53	48	48
10	25.0	6.5	545	45	50	47	41	41
16	25.0	8.4	543	45	47	44	36	36
20	25.0	9.3	542	45	45	42	34	34
31.25	23.6	11.6	540	45	42	39	31	31
62.5	21.5	17.0	538	45	38	35	25	25
100	20.1	22.0	537	45	35	32	21	21

Note: The above transmission performance for the 100M, 20 ± 2°C under the conditions tested.

Copper Conductor
 HDPE Insulation
 Pair
 Jacket
 Rip Cord



Conductor

Conductor	Solid Bare Copper 24AWG
Insulation	HDPE
Total number of insulated conductors	8, twisted in 4 pairs
Color code	White-Blue/Blue, White-Orange/Orange White-Green/Green, White-Brown/Brown
Individual pair shield	None
Overall shield	None
Drain wire	None

Order information

Item	Outer Jacket	Overall diameter(mm)
D135-P	CMP	5.1±0.2
D135-X	CMX	5.1±0.2
D135-C	CM	5.1±0.2
D135-R	CMR	5.1±0.2
D135-L	LSZH	5.1±0.2
D135-E	LDPE	5.1±0.2

F/UTP shielded CAT5e Cable CMX CM CMR



Application

- Exceeds ANSI/TIA-568-C.2 and ISO 11801 2nd Edition Class D Category 5e channel standards.
- Exceeds requirements of ANSI/TIA-568-C.2 and IEC 61156-5 Category 5e component standards.
- Meets requirements of IEEE 802.3af and IEEE 802.3at for PoE applications.
- Foil shield reduces ingress of EMI interference to ensure cable performance at high frequency levels.
- Descending length cable markings enable easy identification of remaining cable which reduces installation time and cable scrap.
- Color Availability: Additional cable colors available.

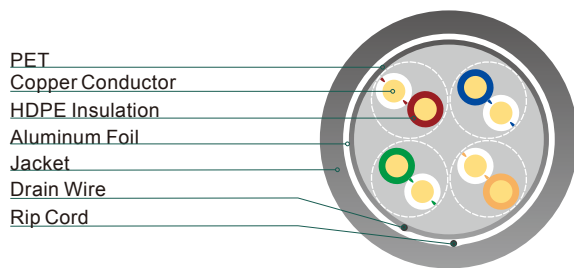
Electrical Characteristics

- Impedance: 1-100MHz 100±15(Ohms).
- Rated Temperature: 75°C.
- DC Resistance Unbalance(%): Max 2.5.
- DC Resistance 20°C: 9.5(Ohms/100m).
- Pair-to-Ground Capacitance Unbalance: 330(pF/100M).
- Insulation Resistance: >5000MΩ*Km.
- Dielectric strength: DC 2500V 2S.

Nominal Transmission Characteristics

Frequency (MHz)	RL (min) (dB)	IL(max) (dB/100m)	DOP(max) (ns/100m)	Delay Skew (max) (ns/100m)	NEXT (min) (dB)	PSNEXT (min) (dB)	ACR-F (min) (dB/100m)	PSACR-F (min) (dB/100m)
1	20.0	2.2	570	45	65	62	61	61
4	23.0	4.2	552	45	56	53	48	48
10	25.0	6.5	545	45	50	47	41	41
16	25.0	8.4	543	45	47	44	36	36
20	25.0	9.3	542	45	45	42	34	34
31.25	23.6	11.6	540	45	42	39	31	31
62.5	21.5	17.0	538	45	38	35	25	25
100	20.1	22.0	537	45	35	32	21	21

Note: The above transmission performance for the 100M, 20 ± 2°C under the conditions tested.



Conductor

Conductor	Solid Bare Copper 24AWG
Insulation	HDPE
Total number of insulated conductors	8, twisted in 4 pairs
Color code	White-Blue/Blue, White-Orange/Orange White-Green/Green, White-Brown/Brown
Individual pair shield	None
Overall shield	Aluminum foil, providing 100% coverage, foil face out.
Drain wire	None

Order information

Item	Outer Jacket	Overall diameter(mm)
D145-P	CMX	6.3±0.2
D145-C	CM	6.3±0.2
D145-R	CMR	6.3±0.2
D145-L	LSZH	6.3±0.2
D145-E	LDPE	6.3±0.2

U/UTP CAT6 Gel Filled Burial Outdoor Cable



Application

- Meets or exceeds requirements of ANSI/TIA-568-C.2 Category 6 and ISO 11801 2nd Edition Class E channel standards.
- Meets or exceeds requirements of ANSI/TIA-568-C.2 and IEC 61156-5 Category 6 component standards.
- Meets requirements of IEEE 802.3af and IEEE 802.3at for PoE applications.
- Third party tested to comply with ANSI/TIA/EIA-568-C.2.
- Descending length cable markings enable easy identification of remaining cable which reduces installation time and cable scrap.
- Color Availability: Additional cable colors available.

Electrical Characteristics

- Impedance: 1-250MHz 100±15(Ohms).
- Rated Temperature: 75°C.
- DC Resistance Unbalance(%): Max 2.5.
- DC Resistance 20°C: 8.4(Ohms/100m).
- Pair-to-Ground Capacitance Unbalance: 330(pF/100M).
- Insulation Resistance: >5000MΩ*Km.
- Dielectric strength: DC 2500V 2S.

Nominal Transmission Characteristics

Frequency	RL (min)	IL(max)	DOP(max)	Delay Skew (max)	NEXT (min)	PSNEXT (min)	ACR-F (min)	PSACR-F (min)
(MHz)	(dB)	(dB/100m)	(ns/100m)	(ns/100m)	(dB)	(dB)	(dB/100m)	(dB/100m)
1	20.0	2	570	45	74	72	67.8	64.8
4	23.0	3.8	552	45	65	63	55.7	52.7
10	25.0	6.0	545	45	59	57	47.8	44.8
16	25.0	7.6	543	45	56	54	43.7	40.7
20	25.0	8.5	542	45	55	53	41.7	38.7
31.25	23.6	10.7	540	45	52	50	37.9	34.9
62.5	21.5	15.4	538	45	47	45	31.8	28.8
100	20.1	19.8	537	45	44.3	42.3	27.8	24.8
200	18.0	29.0	536	45	39.7	37.7	21.7	18.7
250	17.3	32.8	535	45	38	36	19.8	16.8

Note: The above transmission performance for the 100M, 20 ± 2°C under the conditions tested.

Compound

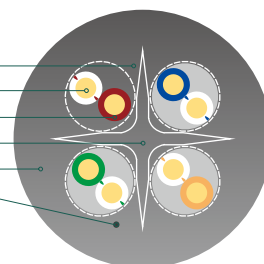
Conductor

HDPE Insulation

Cross Filler

Jacket

Rip Cord



Conductor

Conductor	Solid Bare Copper 23AWG
Insulation	HDPE
Total number of insulated conductors	8, twisted in 4 pairs
Color code	White-Blue/Blue, White-Orange/Orange White-Green/Green, White-Brown/Brown
Individual pair shield	None
Overall shield	None
Drain wire	None

Order information

Item	Outer Jacket	Overall diameter(mm)
D166-E	LDPE	6.4±0.2

U/UTP CAT5e Gel Filled Burial Outdoor Cable



Application

- Meets or exceeds requirements of ANSI/TIA-568-C.2 Category 5e and ISO 11801 2nd Edition Class D channel standards.
- Meets or exceeds requirements of ANSI/TIA-568-C.2 and IEC 61156-5 Category 5e component standards.
- Third party tested to Category 5e channel compliance.
- Meets requirements of IEEE 802.3af and IEEE 802.3at for PoE applications.
- Descending length cable markings enable easy identification of remaining cable which reduces installation time and cable scrap.
- Color Availability: Additional cable colors available.

Electrical Characteristics

- Impedance: 1-100MHz 100±15(Ohms).
- Rated Temperature: 75°C.
- DC Resistance Unbalance(%): Max 2.5.
- DC Resistance 20°C: 9.5(Ohms/100m).
- Pair-to-Ground Capacitance Unbalance: 330(pF/100M).
- Insulation Resistance: >5000MΩ*Km.
- Dielectric strength: DC 2500V 2S.

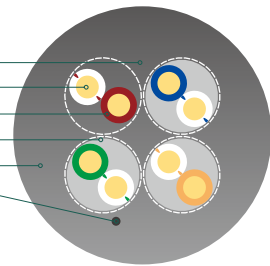
Nominal Transmission Characteristics

Frequency (MHz)	RL (min) (dB)	IL(max) (dB/100m)	DOP(max) (ns/100m)	Delay Skew (max) (ns/100m)	NEXT (min) (dB)	PSNEXT (min) (dB)	ACR-F (min) (dB/100m)	PSACR-F (min) (dB/100m)
1	20.0	2.2	570	45	65	62	61	61
4	23.0	4.2	552	45	56	53	48	48
10	25.0	6.5	545	45	50	47	41	41
16	25.0	8.4	543	45	47	44	36	36
20	25.0	9.3	542	45	45	42	34	34
31.25	23.6	11.6	540	45	42	39	31	31
62.5	21.5	17.0	538	45	38	35	25	25
100	20.1	22.0	537	45	35	32	21	21

Note: The above transmission performance for the 100M, 20 ± 2°C under the conditions tested.

Compound

- Copper Conductor
- HDPE Insulation
- Pair
- Jacket
- Rip Cord



Conductor

Conductor	Solid Bare Copper 24AWG
Insulation	HDPE
Total number of insulated conductors	8, twisted in 4 pairs
Color code	White-Blue/Blue, White-Orange/Orange White-Green/Green, White-Brown/Brown
Individual pair shield	None
Overall shield	None
Drain wire	None

Order information

Item	Outer Jacket	Overall diameter(mm)
D136-E	LDPE	5.1±0.2

U/UTP unshielded CAT3 Twisted 25/50/100 Pair Installation Cable



Application

- Exceeds requirements of ANSI/TIA-568-C.2 Category 3 and ISO 11801 Class C channel standards.
- Exceeds the requirements of ANSI/TIA-568-C.2 Category 3 component standards.
- Descending cable length markings enable easy identification of remaining cable which reduces installation time and cable scrap.
- Color Availability: Additional cable colors available.
- Patent products:CN200920124769.9.

Mechanical Characteristics

- Cable under the minimum tension $\geq 400N$.
- Conductor elongation: $\geq 15\%$.
- Jacket before Aging
Tensile Strength $\geq 13.5Mpa$
Elongation $\geq 150\%$.
- Jacket After Aging
Tensile Strength $\geq 12.5Mpa$
Elongation $\geq 125\%$.

Electrical Characteristics

- Impedance: 1-16MHz $100 \pm 15(Ohms)$.
- Rated Temperature: $75^{\circ}C$.
- DC Resistance Unbalance(%): Max 2.5.
- DC Resistance $20^{\circ}C$: $111(Ohms)$.
- Pair-to-Ground Capacitance Unbalance: $330(pF/100M)$.
- Insulation Resistance: $>5000M\Omega \cdot Km$.
- Dielectric strength: DC 2500V 2S.

Order information

Item	Outer Jacket	Overall diameter(mm)
D105-25-P	CMX	12.5 \pm 1.0
D105-25-L	LSZH	12.5 \pm 1.0
D105-25-E	LDPE	12.5 \pm 1.0
D105-50-P	CMX	17.2 \pm 1.0
D105-50-L	LSZH	17.2 \pm 1.0
D105-50-E	LDPE	17.2 \pm 1.0
D105-100-P	CMX	23.5 \pm 1.0
D105-100-L	LSZH	23.5 \pm 1.0
D105-100-E	LDPE	23.5 \pm 1.0

U/UTP unshielded CAT3 Twisted 2 Pair Installation Cable



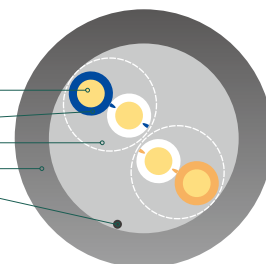
Electrical Characteristics

- Impedance: 1-16MHz $100 \pm 15(Ohms)$.
- Rated Temperature: $75^{\circ}C$.
- DC Resistance Unbalance(%): Max 2.5.
- DC Resistance $20^{\circ}C$: $111(Ohms)$.
- Pair-to-Ground Capacitance Unbalance: $330(pF/100M)$.
- Insulation Resistance: $>5000M\Omega \cdot Km$.
- Dielectric strength: DC 2500V 2S.

Mechanical Characteristics

- Cable under the minimum tension $\geq 400N$.
- Conductor elongation: $\geq 15\%$.
- Jacket before Aging
Tensile Strength $\geq 13.5Mpa$
Elongation $\geq 150\%$.
- Jacket After Aging
Tensile Strength $\geq 12.5Mpa$
Elongation $\geq 125\%$.

Copper Conductor
HDPE Insulation
Pair
Jacket
Rip Cord



Conductor

Conductor	Solid Bare Copper 24AWG
Insulation	HDPE
Total number of insulated conductors	4, twisted in 2 pairs
Color code	White-Blue/Blue, White-Orange/Orange
Individual pair shield	None
Overall shield	None
Drain wire	None

Order information

Item	Outer Jacket	Overall diameter(mm)
D106-P	CMX	4.3 \pm 0.2